

# woodworkers door accessories

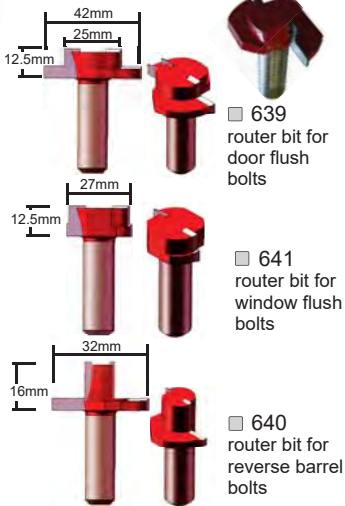
## router bits

DO NOT USE lever arch flush bolts



### WARNING

Woodworkers does not sell or recommend lever arch flush bolts because they require a large concealed back swing which severs the tenons that hold the door together.



639 router bit for door flush bolts

641 router bit for window flush bolts

640 router bit for reverse barrel bolts

## door stops + catches



588S door gripper catch total offset 85mm

588G door gripper catch total offset 85mm

539S half moon stop

539G half moon stop

539B half moon stop

578S concealed fix magnets 22mm diam

541G heavy duty roller catch

537S wall mount magnetic stop total offset 90mm

537G wall mount magnetic stop total offset 90mm

537B wall mount magnetic stop total offset 90mm

537AC wall mount magnetic stop total offset 90mm

586S bifold magnetic stop 40mm diam

586G bifold magnetic stop 40mm diam

541S heavy duty roller catch

538S floor mounted magnetic stop height 75mm

538G floor mount magnetic stop height 75mm

538B floor mount magnetic stop height 75mm

589G sparrows beak door catch total offset 85mm

587S toe operated door stop 140mm

587G toe operated door stop 140mm

540G light duty roller catch

540S light duty roller catch

536S suction door stop total offset 70mm

536G suction door stop total offset 70mm

589S sparrows beak door catch total offset 85mm

577G door guard

## cabin hooks



535S silent pattern cabin hook 150mm

534S silent pattern cabin hook 100mm

535G silent pattern cabin hook 150mm

534G silent pattern cabin hook 100mm

535B silent pattern cabin hook 150mm

534B silent pattern cabin hook 100mm

535AC silent pattern cabin hook 150mm

534AC silent pattern cabin hook 100mm

594B traditional cabin hook 120mm


## rack bolts



610G rack bolt

610S rack bolt

## flush pulls



565S cavity finger pull 29mm dia.

565G cavity finger pull 29mm dia.

565B cavity finger pull 29mm dia.

145S euro pull 100 x 50mm projection 27mm

145G euro pull 100 x 50mm projection 27mm

145B euro pull 100 x 50mm projection 27mm

530S offset flush pull 125 x 83mm

533S flush pull 180 x 60mm

528S flush pull face fix 102 x 51mm

528G flush pull face fix 102 x 51mm

583S euro flush pull set 150 x 55mm

532S oval flush pull concealed fix 120 x 40mm

529B flush pull concealed fix 120 x 50mm

529S flush pull concealed fix 120 x 50mm

529G flush pull concealed fix 120 x 50mm


583S flushpull with 126S lock + 862S cylinder

584S passage flush pull set 150 x 55mm

531S oval flush pull face fix 120 x 40mm

585S flush pull 220 x 55mm

## french door catches



598S french door square end fastener

500S french door teardrop fastener

598G french door square end fastener

500G french door teardrop fastener

598B french door square end fastener

500B french door teardrop fastener

500AC also available

refer to item code in current hardware pricelist for costings

door accessories

# woodworkers door accessories

door accessories

## studs + door decorators

- 515B 30mm black pyramid
- 514B 25mm black pyramid
- 513B 22mm black pyramid
- 516B 20mm square stud
- 518S 23mm satin dome
- 513S 22mm satin pyramid
- 514S 25mm satin pyramid
- 515S 30mm satin pyramid

## mock hinges + motifs

- 512B gothic mock hinge
- 511B Fleur de Lys mock hinge
- 950B speakeasy with hinged door o/a 178 x 115mm cutout 118 x 89mm
- 951B speakeasy grill o/a 292 x 343mm covers 200 x 250mm opening

- 519R 45mm rusty iron stud
- 520BZ 45mm bronze star
- 521BZ 24mm bronze dome nail
- domed sabu ss motif
  - 895S/L 1000mm
  - 895S/R 1000mm
- domed jazz ss motif
  - 897S/L 1000mm
  - 897S/R 1000mm
  - 898S/L 1300mm
  - 898S/R 1300mm
- flat sabu ss motif
  - 892S/L 1000mm
  - 892S/R 1000mm
  - 893S/L 1317mm
  - 893S/R 1317mm

■ 559S seaport door decorator 540 x 121mm

**we take the hard out of hardware**

■ 558S newport door decorator 121 x 121mm

■ 557S toku door decorator 46mm diam



- right handed pictured
- right handed pictured
- right handed pictured
- laser cut flat stainless steel
- domed profile cast stainless steel

**NOTE**  
ss motif panels are available in left (L) and right (R) versions.

## knobs + knockers

- 564B lions head knocker
- 569B chateau door knocker
- 509R rusty iron ring door knocker
- 507S granada door knocker
- 507G granada door knocker
- 507B granada door knocker
- 567S narrow door knocker
- 567G narrow door knocker
- 567B narrow door knocker
- 568S sienna door knocker
- 568G sienna door knocker
- 568B sienna door knocker
- 510G gold ring knocker

**Knobs & Knockers are eye catching bling for your door!**



## centre pulls


- 505S victorian centre pull
- 506S granada centre pull C/F
- 505G victorian centre pull
- 506G granada centre pull C/F
- 504AF regent centre pull
- 506B granada centre pull C/F

## bells

- 522G ships bell brass
- 522B ships bell black
- 570G batwing bell + turn

# woodworkers louvre galleries + accessories

## louvre galleries



number of blades	gallery height	handle quantity
3	292mm	1
4	381mm	1
5	470mm	1
6	559mm	1
7	648mm	1
8	737mm	2
9	826mm	2
10	914mm	2
11	1003mm	2
12	1092mm	2
13	1181mm	2
14	1270mm	2
15	1359mm	3
16	1448mm	3
17	1537mm	3
18	1626mm	3
19	1715mm	3
20	1803mm	3
21	1892mm	3
22	1981mm	4
23	2070mm	4
24	2159mm	4
25	2248mm	4
26	2337mm	4
27	2426mm	4
28	2515mm	4
29	2604mm	5
30	2693mm	5

number of blades	gallery height	handle quantity
2	305mm	1
3	445mm	1
4	584mm	1
5	724mm	1
6	864mm	1
7	1003mm	2
8	1143mm	2
9	1283mm	2
10	1422mm	2
11	1562mm	2
12	1702mm	2
13	1842mm	3
14	1981mm	3
15	2121mm	3
16	2261mm	3
17	2401mm	3
18	2540mm	3
19	2680mm	4
20	2820mm	4

add 6mm to heights for weatherstrip

add 6mm to heights for weatherstrip

**NOTES**


- All controls are on the left hand gallery as standard. Right hand controls available to order.
- Maximum 7 blades per control on 102mm galleries and 6 blades on 152mm galleries.
- Key locking option available at additional cost.
- Glass louvre galleries take 152 x 6mm or 102 x 6mm polished edge glass blades.
- Timber louvre galleries are available that accept 102 x 13.5mm or 152 x 13.5mm profile timber blades.
- Standard colours are black, pearl white + silver anodised.

## spirals + pulleys



spiral number	body length	spiral number	body length
361 - 20	320mm	361 - 48	725mm
361 - 22	345mm	361 - 410	750mm
361 - 26	395mm	361 - 50	775mm
361 - 28	420mm	361 - 52	800mm
361 - 30	470mm	361 - 54	830mm
361 - 32	495mm	361 - 56	855mm
361 - 34	525mm	361 - 58	880mm
361 - 36	550mm	361 - 510	905mm
361 - 38	575mm	361 - 60	930mm
361 - 310	600mm	361 - 62	955mm
361 - 40	625mm	361 - 64	980mm
361 - 42	650mm	361 - 68	1030mm
361 - 44	675mm	361 - 70	1085mm
361 - 46	700mm	361 - 72	1110mm

Heavy duty Schlegel spiral balances are also available in white and black which are custom made for specific weights. They are POA and have extended lead times



## glazing accessories



## other stuff



## pet doors

DOG DOORS FOR INSTALLATION IN SOLID DOORS



## vents



# woodworkers stealshield + timber accessories



## stealshield screens



top hinge detail

■ 377T timber grain d/hung top hinged stealshield



bottom pushlock detail

**new product**



stock stealshield panels for stock double hung windows available in timber grain and white.

height x width

- 2074 x 598
- 2074 x 758
- 1761 x 598
- 1761 x 898
- 1461 x 448
- 1461 x 598
- 1461 x 898
- 1161 x 448
- 1161 x 598
- 1161 x 898
- 1161 x 1198
- 961 x 598
- 961 x 898

■ 378T safebreeze

ventilation door panel with stealshield security mesh and openable clear glazed timbergrain sash aperture

sizes available

- 1048 x 224mm
- 1639 x 169mm

security isn't pricey... it's priceless





STEALSHIELD WINDOW PROTECTION


Stealshield panels provide affordable intruder, insect and bushfire protection and have the convenience of being easily openable for painting, cleaning and escape during emergencies. Stealshields are constructed of woven powdercoated stainless steel mesh with apertures less than 2mm to comply with bushfire regulations, encased in timber grain or white trim to blend unobtrusively with timber joinery.

□ 377W white double hung top hinged stealshield


## insect screens




■ 380BZ bronze insect screen mesh




■ 382B black fibreglass micro insect screen mesh




■ 379B black fibreglass insect screen mesh




■ 381B black anodized aluminium insect screen mesh



■ 383B black heavy duty pet proof pvc insect screen mesh



■ 384B black insect screen toggle 10mm offset



■ 384CL clear insect screen toggle 10mm offset


■ 385T □ 385W

stock fibreglass mesh screens for d/hung windows. white + timber grain available

height x width	height x width	height x width
2057 x 713	1441 x 553	1141 x 403
2057 x 553	1441 x 403	941 x 853
1741 x 853	1141 x 1153	941 x 553
1741 x 553	1141 x 853	
1441 x 853	1141 x 553	

## timber finials

RF2 RF3




70 x 70

**ROOF FINIALS**


650 mm  
760 mm  
950 mm

our turnery is made in durable hardwood customised designs available



Ball A 75 x 75  
Acorn B 100 x 100  
Crown 2 100 x 100  
Crown 3 100 x 100

Stock timber balls for external use are made in durable hardwood




FP1 FP3 FP4 FP5 FP7 FP9


45 x 30 53 x 33 48 x 29 93 x 35 63 x 34 65 x 21

Stock timber small decorative finials turned from clear grade pine


## timber corbels




T1 205 X 60 X 50




T2 245 X 60 X 60




T28 375 X 120 X 95



T5 200 X 60 X 45




T14 335 X 100 X 80



T16 320 X 100 X 75

hand carved corbels add character



Timber corbels are hand carved in Asian Cedar so may have slight variations

refer to item code in current hardware pricelist for costings